

## Introducing the First and Only Extended Depth of Focus IOL

TECNIS  
**Symfony**<sup>®</sup>  
Extended Range of Vision IOL

TECNIS  
**Symfony**<sup>®</sup>  
TORIC Extended Range of Vision IOL

**INDICATIONS FOR USE:** The **TECNIS Symfony**<sup>®</sup> Extended Range of Vision IOL, Model ZXR00, is indicated for primary implantation for the visual correction of aphakia, in adult patients with less than 1 diopter of pre-existing corneal astigmatism, in whom a cataractous lens has been removed. The lens mitigates the effects of presbyopia by providing an extended depth of focus. Compared to an aspheric monofocal IOL, the lens provides improved intermediate and near visual acuity, while maintaining comparable distance visual acuity. The Model ZXR00 IOL is intended for capsular bag placement only. The **TECNIS Symfony**<sup>®</sup> Toric Extended Range of Vision IOLs, Models ZXT150, ZXT225, ZXT300, and ZXT375, are indicated for primary implantation for the visual correction of aphakia and for reduction of residual refractive astigmatism in adult patients with greater than or equal to 1 diopter of preoperative corneal astigmatism, in whom a cataractous lens has been removed. The lens mitigates the effects of presbyopia by providing an extended depth of focus. Compared to an aspheric monofocal IOL, the lens provides improved intermediate and near visual acuity, while maintaining comparable distance visual acuity. The Model Series ZXT IOLs are intended for capsular bag placement only. See indications and important safety information continued on page 12.



# Is Your Vision Interfering with Your Daily Activities?

Is your vision cloudy? If so, you may have cataracts. If you are exploring treatment options, **TECNIS Symphony**<sup>®</sup> Intraocular Lens (IOL) may be the right choice for you. **TECNIS Symphony**<sup>®</sup> IOL is the first and only Extended Depth of Focus (EDOF) Presbyopia-Correcting IOL that provides continuous, high-quality vision at any distance. Consult your doctor to be sure it's right for you.

**Also Available for Cataract Patients with Astigmatism.**



“When the last prescription only helped for a couple of months, I knew I had to do something. I wanted the latest technology. Now I can see lines more sharply. I see colors more vividly.”

-TECNIS Symphony® IOL Patient



# Understanding Your Vision

## WHAT IS A CATARACT?

Cataract is a condition of the eye where the lens becomes cloudy, making images fuzzier. Your vision with cataracts is cloudy or dark in some areas or across your whole field of vision, and may cause:

- Difficulty driving
- Difficulty seeing at night
- Difficulty viewing a computer screen, a phone or tablet
- Colors to appear dim and faded
- Frequent change in glasses prescriptions

## WHAT IS PRESBYOPIA?

In an eye with presbyopia, the natural lens has increasing difficulty focusing on intermediate and near objects. Light fails to reach a single point on the retina when viewing objects up close and instead focuses on a point behind the retina. Common symptoms may include:

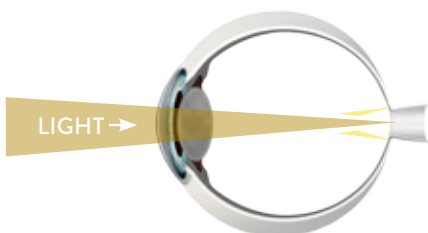
- Losing your ability to read up-close
- Cloudier or fuzzier vision at near distance
- Difficulty viewing a computer screen, a phone or tablet
- Needing reading glasses or bifocals
- Holding objects further away to read

## WHAT IS ASTIGMATISM?


In a healthy human eye, the cornea is round in shape like a basketball. Astigmatism occurs when the cornea is shaped more like a football. When light passes through a cornea with astigmatism, the image does not focus sharply on the retina, causing blurred vision.

# Identifying your particular vision changes can bring you one step closer to the vision of your life.

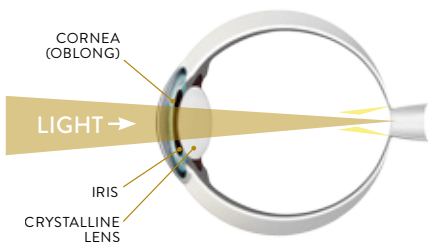
LIGHT IS SCATTERED, RESULTING IN FUZZY VISION.



FOCAL POINT IS BEHIND THE RETINA.



FOCAL POINT DOES NOT FOCUS SHARPLY ON THE RETINA.



# Seamless Vision You Can Rely On



**TECNIS Symphony<sup>®</sup> IOL is the first lens of its kind to combine two unique technologies for outstanding visual performance:**



Elongating the focus of the eye to provide continuous, high-quality vision.



Correcting chromatic aberration (color distortion) to provide sharp vision in all lighting conditions.



## MONOFOCAL IOLs

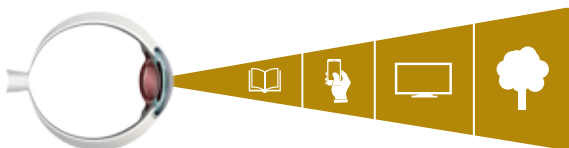
Monofocal IOLs are used to restore vision in one area of focus – usually distance. Glasses may still be needed for near and intermediate distance activities.



---


## EXTENDED DEPTH OF FOCUS IOL

An Extended Depth of Focus IOL provides a continuous range of high-quality vision – from near to far and points in between – and may reduce the frequency of wearing glasses.



**RISKS:** There are risks related to use of the **TECNIS Symphony®** lens. Your decreased use of glasses may come with a slight loss in the sharpness of your vision. Even with glasses, this loss of sharpness may become worse under poor visibility conditions such as dim light or fog.

A



TRADITIONAL (MONOFOCAL)  
IMPLANTABLE LENS\*

## The Lens Designed for **Everyday Life**

Compare the following images. **Image A** demonstrates what you might see with a traditional implantable lens. Although distance vision is clear, notice how the phone screen, hand and near objects are very blurry.

Now compare that with **Image B** with **TECNIS Symphony® IOL**. **TECNIS Symphony® IOL** provides high-quality continuous vision at any distance.



B



## TECNIS Symphony® IOL\*

\* Artistic rendering of vision that may be possible with **TECNIS Symphony®** IOL.

TECNIS  
**Symphony**®  
Extended Range of Vision IOL

- ✓ **CONTINUOUS, HIGH-QUALITY VISION**
- ✓ **EXCELLENT VISION IN ANY LIGHTING CONDITION**
- ✓ **A LENS FOR LIFE**

*TECNIS Symphony® IOL provides continuous, high-quality vision at all distances and may allow you to wear glasses less often.*

**PRECAUTIONS:** Your vision with **TECNIS Symphony®** Extended Range of Vision IOL may not be good enough to perform detailed 'up-close' work without glasses.

## High-Quality Vision in Low-Light Conditions

Your ability to see in dim light can define when, where, and how you're able to spend your independent time.

With **TECNIS Symfony**<sup>®</sup> IOL you may be able to comfortably enjoy low-light activities such as taking a walk at dusk, going to the movies, or even driving at night.





## Nighttime Performance

With **TECNIS Symphony**<sup>®</sup> IOL, you may experience a loss of sharpness, which may become worse under poor visibility conditions such as dim light or fog. This may lead to difficulties in driving, and may cause problems such as not being able to detect hazards in the road as quickly at night or in fog. You may notice halos, starbursts, glare and other visual symptoms. This may impact your vision when there are bright lights at night.





## INDICATIONS AND IMPORTANT SAFETY INFORMATION FOR TECNIS Symphony® AND TECNIS Symphony® TORIC EXTENDED RANGE OF VISION IOLs.

**CAUTION:** United States law restricts this device to sale and use by or on the order of a physician. **CONTRAINDICATIONS:** None. **RISKS:** Routine cataract surgery risks, irrelevant to lens selection, could be minor, temporary, or affect patients' vision permanently. Rare complications are worsening of vision, bleeding, or infection. Risks related to use of this lens include a slight loss in vision sharpness with decreased use of glasses. Even with glasses, loss of sharpness may worsen under poor visibility conditions such as dim light or fog. This may lead to driving difficulties, and not detecting road hazards as quickly at night or in fog. Patients may also notice halos, starbursts, glare, and other visual symptoms with extended range of vision IOLs. This may impact patients when there are bright lights at night. Patients should discuss all risks and benefits with their eye doctor before surgery. **WARNINGS:** A small number of patients may want their **TECNIS Symphony®** IOL removed because of lens-related optical/visual symptoms. Patients with pre-existing diseases or conditions (i.e., diabetes and heart disease) may have higher risk of experiencing complications (e.g., more difficult recovery) after routine cataract surgery. Patients should not receive this lens if they have had previous trauma to their eye. Not evaluated for use in children. **PRECAUTIONS:** If the patient's eye is unhealthy (including glaucoma), vision may not be good even after cataract removal; patients may not get full benefit of the **TECNIS Symphony®** IOL. Before surgery, the eye doctor will check for any eye diseases. Patients' vision with the IOL may not be good enough to perform detailed 'up-close' work without glasses, and rarely, may make some types of retinal treatment (e.g., retinal tear repair) more difficult. Patients should take all prescribed medicines and apply eye drops as instructed to avoid inflammation and infection. Patients should avoid bending down and playing sports, which can harm the eye during recovery. The eye doctor will tell patients what activities to avoid. **ATTENTION:** Reference the Directions for Use for a complete listing of Indications and Important Safety Information.

**TECNIS** and **TECNIS Symphony** are trademarks owned or licensed to Abbott Laboratories, its subsidiaries or affiliates.

© 2017 Abbott Medical Optics Inc. | [www.mycataractsolution.com](http://www.mycataractsolution.com)

PP2017CT0349